



**INCLUDES 1 YEAR PARTS + LABOR / 5 YEAR COMPRESSOR WARRANTY**  
**SGM-10RV 1 DOOR REACH-IN GLASS DOOR REFRIGERATOR**

**Dimensions**

Exterior Dimensions (WxDxH)	21.7" x 21.7" x 63"
Interior Dimensions (WxDxH)	18.9" x 18.3" x 42"
Net Volume (cu. ft.)	10 cu. ft.
Gross Weight	212 lbs
Packaging Dimensions (WxDxH)	23.5" x 25" x 70"

**Cooling**

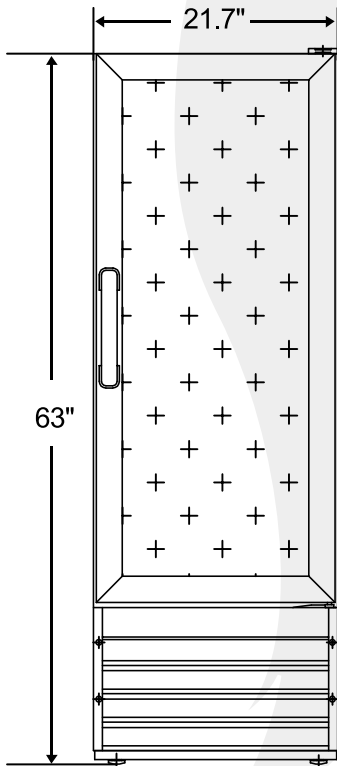
Temperature Range	32° - 40° F
Refrigerant	R134a
Maximum Ambient Temperature Rating	90° F
Defrosting	Automatic
Temperature Display	Yes
Temperature Controller	Mechanical
H/P	1/5

**Construction**

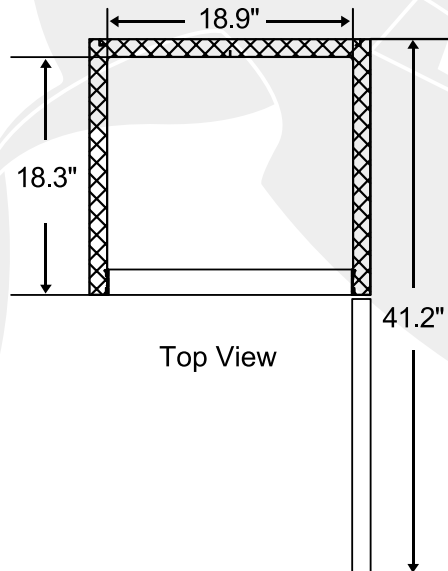
Exterior Material	Painted steel
Door/Lid Material	Glass Door
Insulation Material	Foamed in place polyurethane
Shelf Material	Plastic coated steel
Shelf Load Capacity	120 lbs

**Electrical**

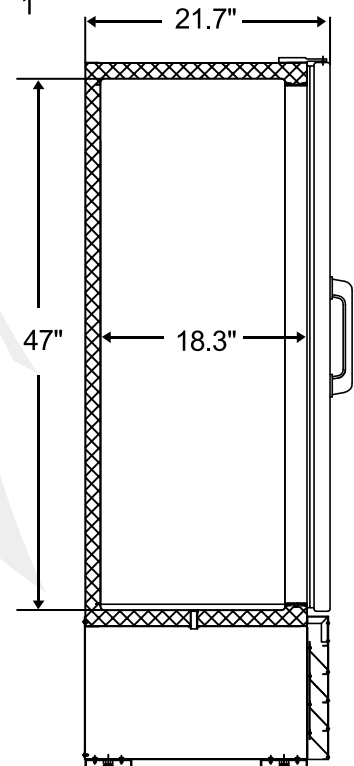
Voltage	120
Amps	4.6
Hz	60
Phase	1




Front View



Top View



Side View



NEMA 5-15P

