

Glass Door Coolers

SLIDING DOOR SERIES



Durable Design

- Modern & attractive appearance for any kitchen, C-Store, service station, etc.
- Black exterior baked enamel steel finish
- White interior baked enamel steel finish
- Interior base in painted steel finish
- Heavy-duty polyethylene coated adjustable wire shelves
- Double-pane locking glass doors are ergonomically designed and self-closing with easy grab handles
- Plastic upper sign panel with light
- 2-1/2" casters

Energy Efficient

- Entire cabinet structure engineered to the highest standards
- Built using foamed-in place high density CFC-free polyurethane
- Environment friendly R290 refrigerant
- One piece magnetic door gaskets, providing a tight and efficient seal
- ETL approved and conforms to NSF 7 standards*

Superior Quality

- Positive air flow throughout with forced air movement throughout entire cabinet
- Refrigerators hold 33-40°F for optimum preservation of foods and beverages
- High efficiency evaporators with oversized condensing units on all models
- Digital temperature readout display with electronic thermostatic control
- LED interior lighting for total product display



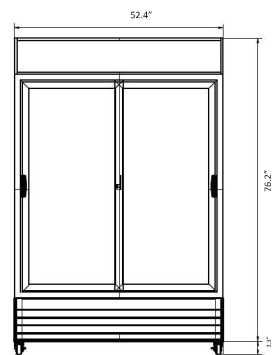
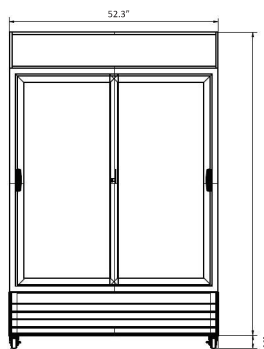
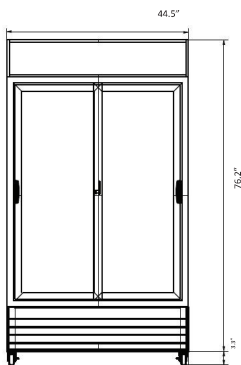
KSM-36



KSM-42



KSM-50



MODEL NUMBER	EXTERNAL DIMS (IN) W x D x H	INTERNAL DIMS (IN) W x D x H	SHELVES	STORAGE (CU-FT)	AMPS	COMPRESSOR SIZE (HP)	NET WEIGHT (LBS)	GROSS WEIGHT (LBS)	SHIPPING DIMS (IN) W x D x H
KSM-36	44.5" x 27.6" x 79.5"	35.6 x 19.8" x 61.5"	8	31.0	3.3	1/4	342	386	46.5" x 29.5" x 82.7"
KSM-42	52.3" x 27.6" x 79.5"	48.2" x 19.8" x 61.5"	8	34.1	3.3	1/4	348	430	54.3" x 29.5" x 82.7"
KSM-50	52.4" x 31.5" x 79.5"	48.2" x 23.7" x 61.5"	8	40.8	3.3	1/4	401	463	54.3" x 33.5" x 82.7"