

GLASS DOOR MERCHANDISER REFRIGERATORS

MODEL: MXM2-48RHC MXM2-48RBHC MXM2-48RSHC MXM2-48RSBHC



MXM2-48RHC



MXM2-48RBHC



MXM2-48RSHC



MXM2-48RSBHC


Maxx Cold Glass Door Merchandisers are designed for durability and visual appeal to display your product. The glass door merchandisers are energy efficient and effective at displaying product at the right temperature to preserve freshness and prolong shelf life. Simple-to-use, programmable solid-state digital controls deliver accurate temperature regulation.

FEATURES AND CONSTRUCTION

- Constructed of a powder coated steel exterior and powder coated aluminum interior
- Double pane insulated glass doors:
MXM2-48RHC/RBHC: Self-closing swing doors
MXM2-48RSHC/RSBHC: Sliding doors
- Interior LED lighting
- Bottom mounted compressor
- Eight (8) adjustable heavy-duty PE-coated wire shelves
- Four (4) rollers (2 with leveling feet)
- Digital controls with LED temperature display
- Automatic defrost system
- Provided with lock and key set for security
- Illuminated top panel for advertising/promoting products
- Equipped with integrated condensate evaporator therefore no drain line connection is needed

ELECTRIC

115V / 60Hz / 1Ph
(230V / 50-60Hz / 1Ph is available as an option)
6' (2m) NEMA 5-15P cord set included



NEMA 5-15P

3RD PARTY APPROVALS



Intertek

Certified to ANSI NSF 7



Intertek

Certified to ANSI UL 471



Meets Energy Star Guidelines
MXM2-48RHC / MXM2-48RBHC



Zero Ozone Depletion Potential

NOMINAL STORAGE CAPACITY

MXM2-48RHC/48RBHC..... 48 Cu Ft (1359 L)

MXM2-48RSHC/48RSBHC..... 48 Cu Ft (1359 L)

TEMPERATURE

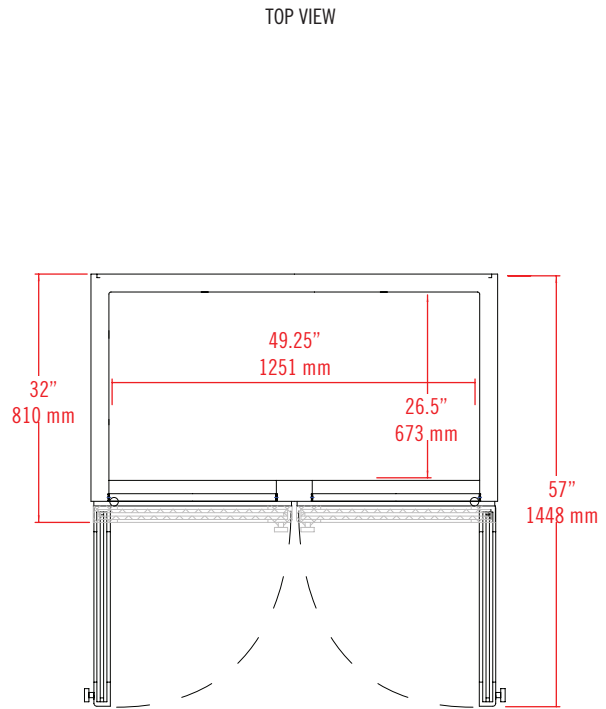
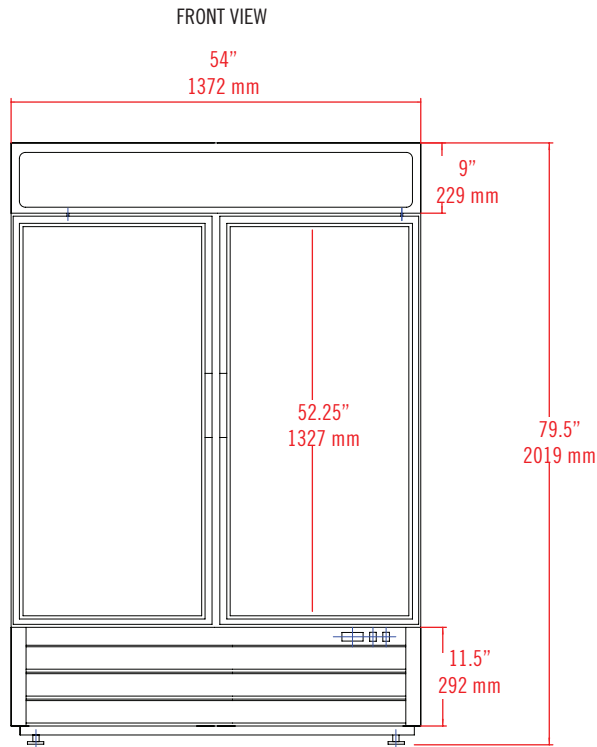
Holding temperature 33°F to 41°F (1°C to 5°C)

- Oversized refrigeration system delivers optimum storage temperature and rapid temperature recovery

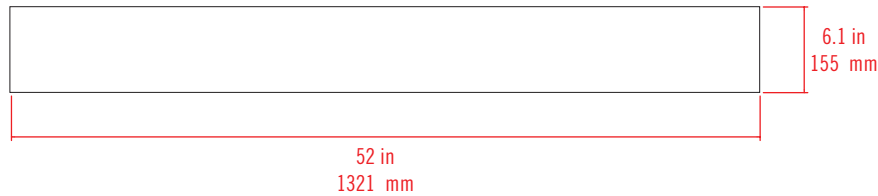
MAXX COLD WARRANTY (USA / CANADA)

Contact Maxx Ice for warranty statement at
TechnicalServices@TheLegacyCompanies.com or 877.368.2797

MXM2-48RHC / MXM2-48RBHC / MXM2-48RSHC / MXM2-48RSBHC



BACKLIT DISPLAY PANEL



MODEL	EXTERNAL DIMENSIONS	INTERNAL DIMENSIONS	NOMINAL CAPACITY	HOLDING TEMPERATURE RANGE	AMP DRAW	SHIPPING WEIGHT	REFRIGERANT AND CHARGE SIZE	DOORS / SHELVES	ELECTRICAL
MXM2-48RHC	54" x 32" x 79.5" (1372 x 810 x 2019 mm)	49.25" x 26.5" x 52.25" (1251 x 673 x 1327 mm)	48 Cu Ft (1359 L)	33°F to 41°F (1°C to 5°C)	4.5A	490 lbs (223 kg)	R-290A 3.7 oz (105 g)	2 Swing / 8 Shelves	115V / 60Hz / 1Ph
MXM2-48RBHC	54" x 32" x 79.5" (1372 x 810 x 2019 mm)	49.25" x 26.5" x 52.25" (1251 x 673 x 1327 mm)	48 Cu Ft (1359 L)	33°F to 41°F (1°C to 5°C)	4.5A	490 lbs (223 kg)	R-290A 3.7 oz (105 g)	2 Swing / 8 Shelves	115V / 60Hz / 1Ph
MXM2-48RSHC	54" x 32" x 79.5" (1372 x 810 x 2019 mm)	49.25" x 26.5" x 52.25" (1251 x 673 x 1327 mm)	48 Cu Ft (1359 L)	33°F to 41°F (1°C to 5°C)	4.5A	490 lbs (223 kg)	R-290A 3.7 oz (105 g)	2 Sliding / 8 Shelves	115V / 60Hz / 1Ph
MXM2-48RSBHC	54" x 32" x 79.5" (1372 x 810 x 2019 mm)	49.25" x 26.5" x 52.25" (1251 x 673 x 1327 mm)	48 Cu Ft (1359 L)	33°F to 41°F (1°C to 5°C)	4.5A	490 lbs (223 kg)	R-290A 3.7 oz (105 g)	2 Sliding / 8 Shelves	115V / 60Hz / 1Ph

INSTALLATION

- Units are equipped with roller wheels and leveling feet. Swivel caster wheels are an available option for increased mobility.