

PIZZA PREP TABLES


MODEL: MXCPP50HC MXCPP70HC MXCPP92HC



MXCPP50HC



MXCPP70HC



MXCPP92HC


Maxx Cold Pizza Prep Tables allow for easy accessibility, optimum storage capacity and flexibility for quick and easy food preparation. Choose from 3 models offering storage from 12, 22 and 32 cubic feet that accommodate 6, 9 and 12 pans. Constructed of stainless steel, easy grip recessed handles, LED temperature display and equipped with a cutting board our Pizza Prep Tables will efficiently accommodate your foodservice operation.

FEATURES AND CONSTRUCTION

- Stainless steel exterior and powder coated aluminum interior construction
- Easy to grip recessed door handles
- Adjustable heavy-duty wire shelves (1 per section/door)
- Equipped with four (4) 3" swivel casters (two with brakes)
- Equipped with full set of clip-on divider bars and 4" deep plastic pans
- Equipped with 17.75" deep polyethylene cutting board
- Solid state digital control system
- LED temperature display
- Equipped with integrated condensate evaporator therefore no drain line connection is needed
- Urethane foam insulated walls and doors
- Accommodates full-size sheet pans

ELECTRIC

115V / 60Hz / 1Ph
 (230V / 50-60Hz / 1Ph is available as an option)
 6' (2m) NEMA 5-15P cord set included



NEMA 5-15P

3RD PARTY APPROVALS



Intertek

Certified to ANSI NSF 7



Intertek

Certified to ANSI UL 471



Zero Ozone Depletion Potential



DOE 2017 Compliant

MAXX COLD WARRANTY (USA / CANADA)

Contact Maxx Cold for warranty statement at
 TechnicalServices@TheLegacyCompanies.com or 877.368.2797

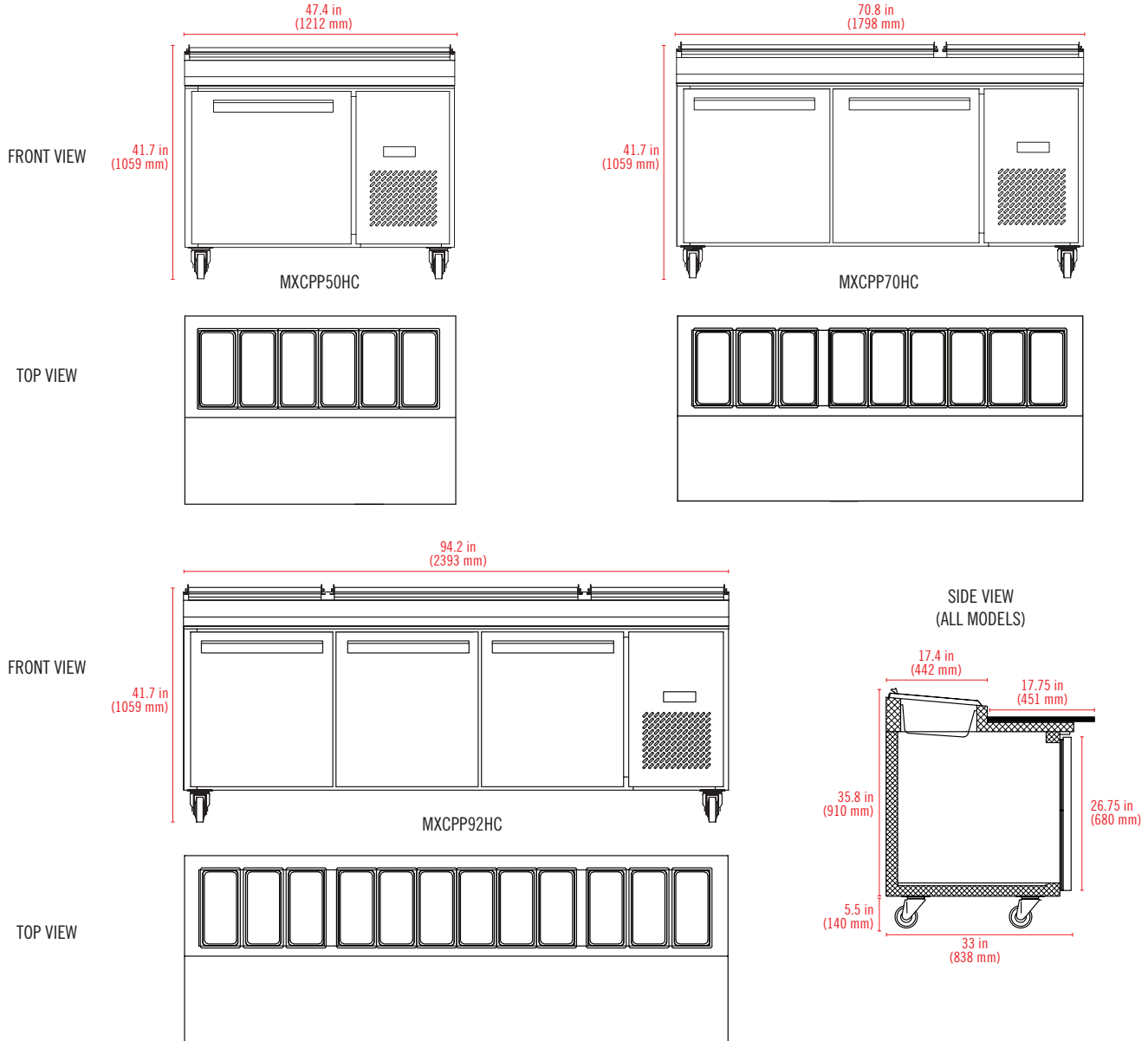
NET STORAGE CAPACITY (Cu Ft & 1/3 Pans)

MXCPP50HC	12 Cu Ft (340 L) / 6 Pans
MXCPP70HC	22 Cu Ft (623 L) / 9 Pans
MXCPP92HC	32 Cu Ft (906 L) / 12 Pans

TEMPERATURE

Holding temperature 33°F to 41°F (1°C to 5°C)

- Solid-state controls and forced-air system deliver consistent, easily adjustable temperature performance



MODEL	EXTERNAL DIMENSIONS	INTERNAL CABINET DIMENSIONS	NET CAPACITY	HOLDING TEMPERATURE RANGE	AMP DRAW	UNIT WEIGHT	REFRIGERANT AND CHARGE SIZE	DOORS / SHELVES	PANS (1/3)	ELECTRICAL
MXCPP50HC	47.4" x 33 x 41.7" (1212 x 838 x 1059 mm)	26" x 27.75" x 24" (660 x 705 x 610 mm)	12 Cu Ft (340 L)	33°F to 41°F (1°C to 5°C)	5.0A	348 lbs (158 kg)	R-290a 3.7 oz (105 g)	1 / 1	6	115V / 60Hz / 1Ph
MXCPP70HC	70.8" x 33 x 41.7" (1798 x 838 x 1059 mm)	49.5" x 27.75" x 24" (1257 x 705 x 610 mm)	22 Cu Ft (623 L)	33°F to 41°F (1°C to 5°C)	5.0A	432 lbs (196 kg)	R-290a 3.7 oz (105 g)	2 / 2	9	115V / 60Hz / 1Ph
MXCPP92HC	94.2" x 33 x 41.7" (2393 x 838 x 1059 mm)	73" x 27.75" x 24" (1854 x 705 x 610 mm)	32 Cu Ft (906 L)	33°F to 41°F (1°C to 5°C)	5.5A	582 lbs (264 kg)	R-290a 3.7 oz (105 g)	3 / 3	12	115V / 60Hz / 1Ph

INSTALLATION

- Shorter caster options are available to lower the overall height of the unit to satisfy ADA or other low profile requirements